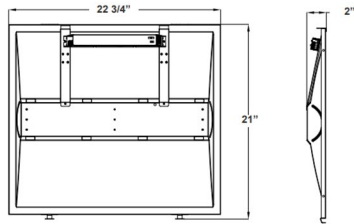


# Premium High-Lumen Retrofit Troffer



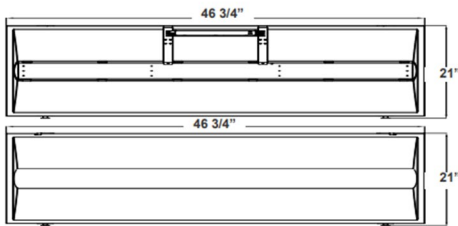
A.



21"(L) x 22 3/4"(W) x 2"(H)



B.



21"(L) x 46 3/4"(W) x 2"(H)

## Wattage

15W / 20W / 25W / 30W / 40W / 50W

## Voltage Input

120-277VAC 50/60Hz

## Efficacy

125 LPW


## Dimming

0~10V Dimming

## Finish

Galvanized Steel Construction  
White Finish

## Color Temperatures



## Features



Catalog No.	Fig.
LRT-HL-2X2-MCTP	A.
LRT-HL-2X4-MCTP	B.